



ST 5016

FOUR SQUARE SMALL


APPLICATION INSTRUCTIONS

SIZE

approx. 7 feet 4 inches wide x
7 feet 4 inches long



PAINTERS & TIME

2 painters for 1-2 hrs




© 2022 Fit and Fun Playscapes, LLC

INCLUDED IN THE BOX: 2 Stencil Sheets




BEFORE YOU START PAINTING: Please completely read the General Instructions & prepare your surfaces as recommended.




STEP 1:

Layout **STENCIL A** in your desired location. Paint the border. **DO NOT PAINT THE NUMBERS YET.** Repeat 1-2 more times to achieve desired vividness, drying after each application. Then remove **STENCIL A**. Fill in the gaps so your **STENCIL** is complete.



STEP 2:

Align **STENCIL B** over **STENCIL A** using the etch marks. Paint **STENCIL B**. Paint the border. **DO NOT PAINT THE NUMBERS YET.** Repeat 1-2 more times to achieve desired vividness, drying after each application. Then remove **STENCIL B**. Fill in the gaps so your **STENCIL** is complete.



STEP 3: BORDER

YOU SUCCEEDED!

You finished painting the border of Four Square Small. Your painted Four Square Small border should look like the image to the left.




STEP 4: PAINT QUADRANTS

Now paint the four quadrants. Your painted Four Square Small should look like the image to the left. Repeat 1-2 more times to achieve desired vividness, drying after each application.



STEP 5: PAINT NUMBERS 1 & 3

Align **STENCIL A** over the painted pavement. Paint numbers 1 and 3. Repeat 1-2 more times to achieve desired vividness, drying after each application. Then remove **STENCIL A**.




STEP 6: PAINT NUMBERS 2 & 4

Align **STENCIL B** over the painted pavement. Paint numbers 2 and 4. Repeat 1-2 more times to achieve desired vividness, drying after each application. Then remove **STENCIL B**. Fill in the gaps so your **STENCIL** is complete.

CONGRATULATIONS!!!

**YOU FINISHED PAINTING FOUR SQUARE SMALL
YOU DID IT! GIVE YOURSELVES A PAT ON THE BACK!**

Your finished Four Square Small should look like the image below.



Have any questions? We're here to help – call us at (800) 681-0684!

VISIT OUR WEBSITE AT WWW.FITANDFUNPLAYSCAPES.COM

THIS INFORMATION IS COPYRIGHT MATERIAL. ALL RIGHTS ARE RESERVED. © 2022 FIT AND FUN PLAYSCAPES, LLC.