



ST 5021

ROBOT HOPSCOTCH®

APPLICATION INSTRUCTIONS

SIZE

approx. 6 feet 8 inches wide x
9 feet 3 inches long

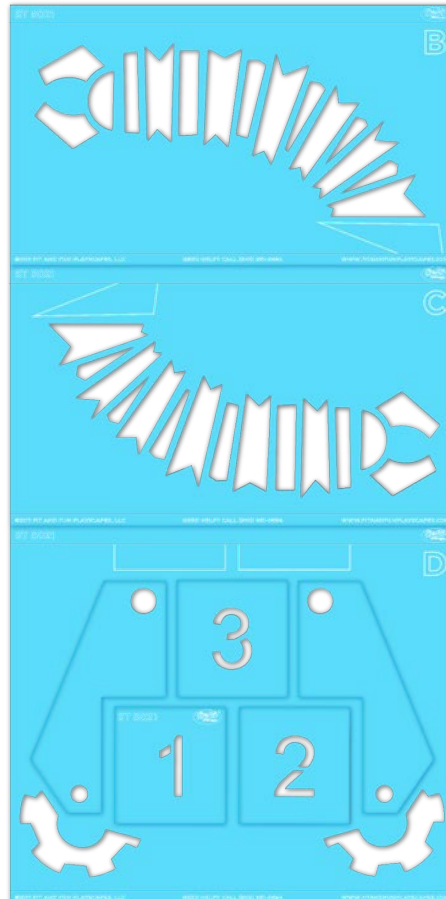

PAINTERS & TIME

1-2 painters for 2-4 hrs



© 2011 Fit and Fun Playscapes, LLC

INCLUDED IN THE BOX: 2 Stencil Sheets (multiple inserts & pieces)



BEFORE YOU START PAINTING: Please completely read the General Instructions & prepare your surfaces as recommended.



STEP 1:

Remove the head, face, shoulders and numbered squares inserts from **STENCIL A** then put aside. **Discard eyes and nose inserts (refer to remove symbol on stencil).**

⊘ = discard symbol



STEP 2:

Place **STENCIL A** in your desired location.



STEP 3:

Paint **STENCIL A**. Repeat 1-2 more times to achieve desired vividness, drying after each application. Then remove **STENCIL A**.



STEP 4:

Align **STENCILS B & C** to the painted shoulders using the etch marks on the stencils.



STEP 5:

Paint **STENCILS B & C**. Repeat 1-2 more times to achieve desired vividness, drying after each application. Then remove **STENCILS B & C**.



STEP 6:

Align **STENCIL D** to the painted bottom 2 squares using the etch marks on the stencils. Remove the numbered squares and leg inserts from **STENCIL D** and put aside.



STEP 7:

Paint **STENCIL D**. Repeat 1-2 more times to achieve desired vividness, drying after each application. Then remove **STENCIL D**.



YOU SUCCEEDED!

You finished painting the first layer of Robot Hopscotch®. Your painted hopscotch should look like the image to the left.



TO PAINT THE SECOND LAYER:


Place head, face, shoulders, numbered squares and leg pieces over the painted areas. Paint each piece. Repeat 1-2 more times to achieve desired vividness, drying after each application. Remove all stencil inserts.

Allow the paint to dry for a minimum of 24 hours before use.

CONGRATULATIONS!!!

**YOU FINISHED PAINTING ROBOT HOPSCOTCH®
YOU DID IT! GIVE YOURSELVES A PAT ON THE BACK!**

Your finished Robot Hopscotch® should look like the image below.



Have any questions? We're here to help – call us at (800) 681-0684!

VISIT OUR WEBSITE AT WWW.FITANDFUNPLAYSCAPES.COM